



ENERGY STATEMENT

www.pge.com/MyEnergy

Account No: _____
Statement Date: 06/06/2024
Due Date: 06/27/2024

Service For:

KENDRA JUST
3974 CIARLO LN
VACAVILLE, CA 95688

Questions about your bill?

Solar Hotline: 1-877-743-4112 M-F 7-6
Phone: 1-866-743-0335
Monday-Friday 7 a.m.-7 p.m.
Saturday 8 a.m.-5 p.m.
www.pge.com/MyEnergy

Ways To Pay

www.pge.com/waystopay

Your Enrolled Programs

Net Energy Metering (NEM2)

Your Account Summary

Amount Due on Previous Statement	\$359.59
Payment(s) Received Since Last Statement	-359.59
Previous Unpaid Balance	\$0.00
Current PG&E Electric Monthly Charges	\$11.75
MCE Electric Generation Charges	22.44

Total Amount Due by 06/27/2024 **\$34.19**

Your Net Energy Metering (NEM) Account Summary

Year-to-date (YTD) NEM charges are based on your YTD usage. Your NEM balance will be reconciled on your annual True-Up statement (01/2025). No credits will be carried over to your next True-Up period. Please see the "Summary of Your NEM YTD Charges" for more details.

YTD NEM Charges Before Taxes	\$367.24
Total Electric Minimum Delivery Charges	-46.92
Estimated Taxes	1.57
YTD Estimated NEM Charges At True-Up	\$321.89

Important Messages

Your charges on this page are separated into delivery charges from PG&E and generation or procurement charges from an energy provider other than PG&E. These two charges are for different services and are not duplicate charges.

Electric power line safety PG&E cares about your safety. Be aware of your surroundings and keep yourself, tools, equipment and antennas at least 10 feet away from overhead power lines. If you see an electric power line fall to the ground, keep yourself and others away. Call 9-1-1.

Continued on last page

Please return this portion with your payment. No staples or paper clips. Do not fold. Thank you.

99907340284980300000034190000003419



Account Number: _____ Due Date: **06/27/2024**
Total Amount Due: **\$34.19**

Amount Enclosed:

\$

KENDRA JUST
3974 CIARLO LN
VACAVILLE, CA 95688-9522

PG&E
BOX 997300
SACRAMENTO, CA 95899-7300



ENERGY STATEMENT

www.pge.com/MyEnergy

Account No: [REDACTED]
Statement Date: 06/06/2024
Due Date: 06/27/2024

Important Phone Numbers - Monday-Friday 7 a.m.-7 p.m., Saturday 8 a.m.-5 p.m.

Customer Service (All Languages; Relay Calls Accepted) 1-800-743-5000

TTY 7-1-1

Servicio al Cliente en Español (Spanish) 1-800-660-6789
華語客戶服務 (Chinese) 1-800-893-9555

Dịch vụ khách tiếng Việt (Vietnamese) 1-800-298-8438
Business Customer Service 1-800-468-4743

Rules and rates

You may be eligible for a lower rate. To learn more about optional rates or view a complete list of rules and rates, visit www.pge.com or call 1-800-743-5000.

If you believe there is an error on your bill, please call 1-800-743-5000 to speak with a representative. If you are not satisfied with our response, contact the California Public Utilities Commission (CPUC), Consumer Affairs Branch (CAB), 505 Van Ness Avenue, Room 2003, San Francisco, CA 94102, 1-800-649-7570 or 7-1-1 (8:30 AM to 4:30 PM, Monday through Friday) or by visiting www.cpuc.ca.gov/complaints/.

To avoid having service turned off while you wait for the outcome of a complaint to the CPUC specifically regarding the accuracy of your bill, please contact CAB for assistance. If your case meets the eligibility criteria, CAB will provide you with instructions on how to mail a check or money order to be impounded pending resolution of your case. You must continue to pay your current charges while your complaint is under review to keep your service turned on.

If you are not able to pay your bill, call PG&E to discuss how we can help. You may qualify for reduced rates under PG&E's CARE program or other special programs and agencies may be available to assist you. You may qualify for PG&E's Energy Savings Assistance Program which is an energy efficiency program for income-qualified residential customers.

Important definitions

Rotating outage blocks are subject to change without advance notice due to operational conditions.

Tier 1/Baseline allowance: Some residential rates are given a Tier 1/Baseline allowance - a CPUC approved percentage of average customer usage during summer and winter months. Your Tier 1/Baseline allowance provides for basic needs at an affordable price and encourages conservation. Your allowance is assigned based on the climate where you live, the season and your heat source. As you use more energy, you pay more for usage. Any usage over your baseline allowance will be charged at a higher price.

Wildfire Fund Charge: Charge on behalf of the State of California Department of Water Resources (DWR) to fund the California Wildfire Fund. For usage prior to October 1, 2020, this charge included costs related to the 2001 California energy crisis, also collected on behalf of the DWR. These charges belong to DWR, not PG&E.

Power Charge Indifference Adjustment (PCIA): The PCIA is a charge to ensure that both PG&E customers and those who have left PG&E service to purchase electricity from other providers pay for the above market costs for electric generation resources that were procured by PG&E on their behalf. 'Above market' refers to the difference between what the utility pays for electric generation and current market prices for the sale of those resources. Visit www.pge.com/cca.

Wildfire Hardening Charge: PG&E has been permitted to issue bonds that enable it to recover more quickly certain costs related to preventing and mitigating catastrophic wildfires, while reducing the total cost to its customers. Your bill for electric service includes a fixed recovery charge called the Wildfire Hardening Charge that has been approved by the CPUC to repay those bonds. The right to recover the Wildfire Hardening Charge has been transferred to a separate entity (called the Special Purpose Entity) that issued the bonds and does not belong to PG&E. PG&E is collecting the Wildfire Hardening Charge on behalf of the Special Purpose Entity. For details visit: www.pge.com/tariffs/assets/pdf/tariffbook/ELEC_PRELIM_JF.pdf.

Recovery Bond Charge/Credit: Your bill for electric service includes a charge that has been approved by the CPUC to repay bonds issued for certain costs related to catastrophic wildfires. The Recovery Bond Charge (RBC) rate is currently \$0.00597 per kWh. PG&E has also contributed certain amounts to a trust fund which is used to provide a customer credit equal to \$0.00597 per kWh (Recovery Bond Credit). The right to recover the RBC has been transferred to one or more Special Purpose Entities that issued the bonds and does not belong to PG&E. PG&E is collecting that portion of the RBC on behalf of the Special Purpose Entities.

Gas Public Purpose Program (PPP) Surcharge. Used to fund state-mandated gas assistance programs for low-income customers, energy efficiency programs, and public-interest research and development.

Visit www.pge.com/billexplanation for more definitions. To view most recent bill inserts including legal or mandated notices, visit www.pge.com/billinserts.

See the table reflecting "Your Electric Charges Breakdown" on the last page

"PG&E" refers to Pacific Gas and Electric Company, a subsidiary of PG&E Corporation. © 2024 Pacific Gas and Electric Company. All rights reserved.

Please do not mark in box. For system use only.

Update My Information (English Only)

Please allow 1-2 billing cycles for changes to take effect

Account Number: [REDACTED]

Change my mailing address to: _____

City _____ State _____ ZIP code _____

Primary Phone _____ Primary Email _____

Ways To Pay

- Online via web or mobile at www.pge.com/waystopay
- By mail: Send your payment along with this payment stub in the envelope provided.
- By debit card, Visa, MasterCard, American Express, or Discover: Call 877-704-8470 at any time. (Our independent service provider charges a fee per transaction.)
- At a neighborhood payment center: To find a neighborhood payment center near you, please visit www.pge.com or call 800-743-5000. Please bring a copy of your bill with you.



ENERGY STATEMENT

www.pge.com/MyEnergy

Account No:
Statement Date: 06/06/2024
Due Date: 06/27/2024

Summary of Your Year-to-Date (YTD) NEM Charges

Service For: 3974 CIARLO LN

Service Agreement ID: 7348875283

Rate Schedule: Time-of-Use (Peak Pricing 4 - 9 p.m. Every Day)

Summary of NEM Charges

Bill Period End Date	Net Peak Usage (kWh)	Net Off Peak Usage (kWh)	Net Usage (kWh)	Estimated NEM Charges Before Taxes	Estimated Total NEM Charges
02/29/2024	206	386	592	\$164.75	\$165.48
03/31/2024	218	285	504	139.91	140.53
04/30/2024	82	-44	38	18.95	19.00
05/30/2024	130	11	142	43.63	43.80
TOTAL	636	638	1276	\$367.24	\$368.81

Estimated tax amount, if applicable, is displayed in the box below. Differences in net usage occur due to rounding.

Electric Charges

Bill Period End Date	Minimum Delivery Charges
02/29/2024	\$11.28
03/31/2024	12.14
04/30/2024	11.75
05/30/2024	11.75
TOTAL	\$46.92

Explanation of Calculations

Your YTD Estimated NEM Charges represents the total charges for energy used, net of any credits for energy exported to the grid.

NEM Charges are calculated each month but are not billed until the end of the True-Up period. This True-Up process allows you to use credits generated in a given month to offset charges across other months within the True-Up period, which is typically 12 billing cycles. Your Summary of NEM Charges will be reset to zero at True-Up.

The Minimum Delivery Charge is billed monthly and credited at True-Up if the total NEM Charges Before Taxes or total State Mandated Non-Bypassable Charges are greater than your cumulative Minimum Delivery Charges. Refer to Detail of NEM Charges page for details about the State Mandated Non-Bypassable Charges.

This is your YTD balance. Your total NEM Charges will be reconciled on your True-Up statement (01/2025).

YTD NEM Charges Before Taxes	\$367.24
Total Electric Minimum Delivery Charges	-46.92
Estimated Taxes	1.57
YTD Estimated NEM Charges At True-Up	\$321.89

Please contact the Solar Customer Service Center at 1-877-743-4112 for questions about your NEM charges.

Visit www.pge.com/nembilling for a detailed explanation of NEM billing

Page 3 of 8



ENERGY STATEMENT

www.pge.com/MyEnergy

Account No: [REDACTED]
Statement Date: 06/06/2024
Due Date: 06/27/2024

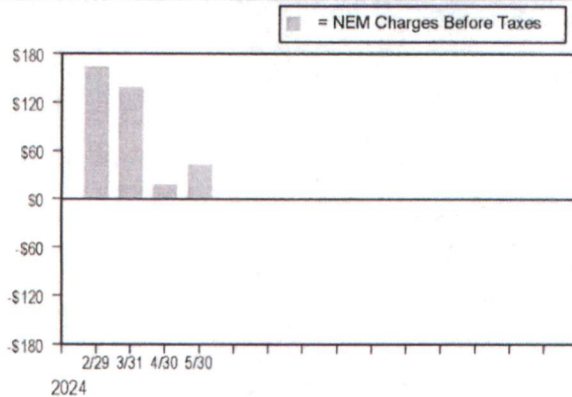
Summary of Your Year-to-Date (YTD) NEM Charges (continued)

Service For: 3974 CIARLO LN

Service Agreement ID: 7348875283

Rate Schedule: Time-of-Use (Peak Pricing 4 - 9 p.m. Every Day)

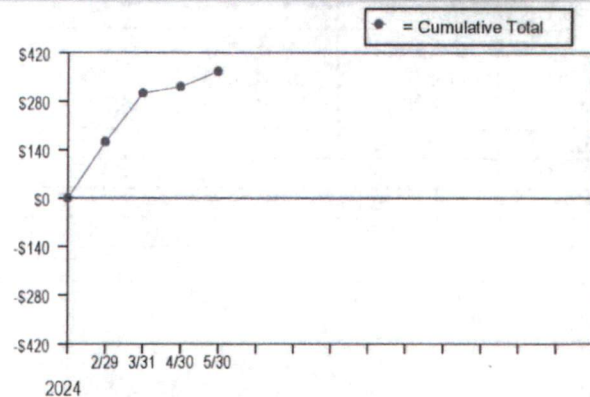
NEM Charges Before Taxes



Monthly NEM Charges

Monthly NEM Charges represent the cost of the electricity you use each month. You don't pay your monthly NEM balance each month. Instead, your Monthly NEM Charges are added up to calculate your Cumulative NEM balance, which you pay at True-Up.

Cumulative NEM Balance by Month



Cumulative NEM Balance

Cumulative NEM balance is a running total of your electricity costs and can increase or decrease depending on each month's use and generation. You only pay your Cumulative NEM balance at True-Up, and based on program rules, customers do not receive payment for a negative cumulative NEM balance.



ENERGY STATEMENT

www.pge.com/MyEnergy

Account No: 7
Statement Date: 06/06/2024
Due Date: 06/27/2024

Details of PG&E Electric Monthly Charges

05/01/2024 - 05/30/2024 (30 billing days)

Service For: 3974 CIARLO LN

Service Agreement ID: 7348875283

Rate Schedule: Time-of-Use (Peak Pricing 4 - 9 p.m. Every Day)

Enrolled Programs: Net Energy Metering (NEM2)

05/01/2024 - 05/30/2024

Minimum Delivery Charge ¹ 30 days @ \$0.39167 \$11.75

Electric Monthly Charges \$11.75

¹ The Minimum Delivery Charge is set by the CPUC. Your electric Minimum Delivery Charge for this period is \$11.75. This amount can include applicable discounts and may be deducted at True-Up if your total NEM Charges Before Taxes are greater than your total Minimum Delivery Charges.

Rate Identification Number



USCA-PGCC-0100-0000

www.pge.com/rin

To program your smart device, scan the QR code or enter the RIN code above and follow the on-screen instructions.

Service Information

Meter #	1011303830
Imports	499.262600 kWh
Exports	-357.394400 kWh
Net Usage	141.868200 kWh
Baseline Territory	S
Heat Source	B - Not Electric
Serial	H
Rotating Outage Block	50



ENERGY STATEMENT

www.pge.com/MyEnergy

Account No: [REDACTED]
Statement Date: 06/06/2024
Due Date: 06/27/2024

Details of NEM Charges

05/01/2024 - 05/30/2024 (30 billing days)

Service For: 3974 CIARLO LN
Service Agreement ID: 7348875283
Rate Schedule: Time-of-Use (Peak Pricing 4 - 9 p.m. Every Day)
Enrolled Programs: Net Energy Metering (NEM2)

05/01/2024 - 05/30/2024

Baseline Allowance	306.00 kWh	(30 days x 10.2 kWh/day)	
Net Usage			
Peak	130.438000 kWh	@ \$0.52376	\$68.32
Off Peak	11.430200 kWh	@ \$0.49541	5.66
Baseline Credit	141.868200 kWh	@ -\$0.10730	-15.22
NBC Net Usage Adjustment			-4.33
State Mandated Non-Bypassable Charge ¹			13.85
Generation Credit			-25.72
Power Charge Indifference Adjustment			1.07
Franchise Fee Surcharge			0.17

Monthly NEM Charges

\$43.80

¹ The State Mandated Non-Bypassable Charge (NBC) cannot be reduced by any net generation credits. If applicable, additional discounts are included in the NBC.

2019 Vintaged Power Charge Indifference Adjustment

Your NEM balance will be reconciled on your True-Up statement (01/2025).

Average Daily Usage (kWh / day)

Last Year	Last Period	Current Period
N/A	1.25	4.73

Rate Identification Number



USCA-PGCC-0100-0000

www.pge.com/rin

To program your smart device, scan the QR code or enter the RIN code above and follow the on-screen instructions.

Service Information

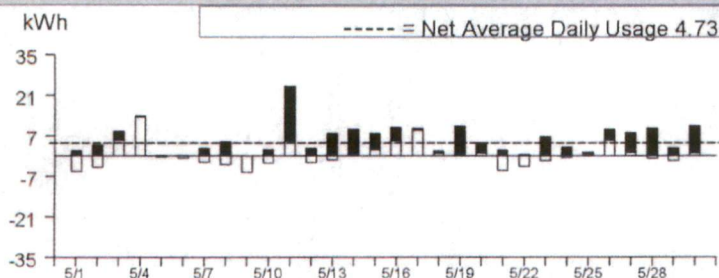
Meter #	1011303830
Imports	499.262600 kWh
Exports	-357.394400 kWh
Net Usage	141.868200 kWh
Baseline Territory	S
Heat Source	B - Not Electric
Serial	H
Rotating Outage Block	50

Additional Messages

The State Mandated Non-Bypassable Charge (NBC) is calculated based on your energy usage and is relevant to determine the True-Up amount. This charge includes the following fees: Public Purpose Programs, Nuclear Decommissioning, Wildfire Fund Charge and Competition Transition Charge. The NBC Net Usage Adjustment is to ensure that you don't pay for NBCs twice.

Visit www.pge.com/solarguide to get your guide to solar billing.

Net Electric Usage This Period: 141.868200 kWh, 30 billing days



■ Peak¹
□ Off Peak²

¹Peak: 4:00pm-9:00pm, Every Day;
²Off Peak: All Other Hours

Energy Charges
Peak¹ \$68.32
Off Peak² \$5.66



ENERGY STATEMENT

www.pge.com/MyEnergy

Account No:
Statement Date: 06/06/2024
Due Date: 06/27/2024

Details of MCE Electric Generation Charges

05/01/2024 - 05/30/2024 (30 billing days)

Service For: 3974 CIARLO LN

Service Agreement ID: 7347237845 ESP Customer Number: 7348875283

05/01/2024 - 05/30/2024

Rate Schedule: NEM ETOUC

Off Peak Winter	11.430200 kWh @ \$0.13500	\$1.54
Peak Winter	130.438000 kWh @ \$0.14900	19.44
Deep Green	141.868200 kWh @ \$0.01000	1.42
	Net Charges	22.40

Energy Commission Tax	0.04
Credited to (Debited from) NEM Balance	0.00

Your MCE NEM Credit Balance is now \$0.00

Your NEM Program Year Net Usage 179.408800 kWh

**Total MCE Electric Generation
Charges**

\$22.44

Rate Identification Number



USCA-XXMC-PCZD-0000

www.pge.com/rin

To program your smart device, scan the QR code or enter the RIN code above and follow the on-screen instructions.

Service Information

Total Usage 141.900000 kWh

For questions regarding charges on this page, please contact:

MCE
1-888-632-3674
info@mcecleanenergy.org

Additional Messages

MCE is a not-for-profit, public agency that sources 60-100% renewable energy for your electricity supply.

MCE's generation charges replace what PG&E would have charged you for electric generation. See the 'Generation Credit' on the 'Details of PG&E Electric Delivery Charges' page to see what PG&E would have charged. PG&E continues to provide electric delivery, gas, and billing.

You may be able to reduce your bill by signing up for discounts with CARE, FERA, and the Arrearage Management Program.

Learn more at www.mceCleanEnergy.org.

MCE is committed to protecting your privacy. Learn more at mceCleanEnergy.org/privacy.



ENERGY STATEMENT

www.pge.com/MyEnergy

Account No: [REDACTED]

Statement Date: 06/06/2024

Due Date: 06/27/2024

Important Messages (continued from page 1)

Neighborhood payment centers Did you know it's **FREE** to pay your PG&E bill at any of our 600 authorized neighborhood payment centers? Payments made by 5 p.m. will post to your PG&E account the same day. Locations and times of operation may be more convenient for your schedule. Call **1-888-743-0011** to find a location near you.

Your Electric Charges Breakdown (from page 2)

Distribution	\$11.75
Total Electric Charges	\$11.75